



Introduction

Magnum MaU DOL Motor Starter - T.P. is a powerful controlling device for your motor/submersible pump made with heavy duty components, which protects the pump from hazards caused due to over-current and voltage.

Magnum MaU DOL Motor Starter - Three Phase

Salient Features

1. Powder coated MS enclosure for corrosion resistance & sturdiness.
2. Rugged and heavy duty MaU Contactors for extra load with wide voltage band (250V to 440V).
3. Fitted with MaU type relay for reliable overload protection.
4. A latch on the push button can be used to keep the stop button locked, thus preventing accidental starting.
5. Easy & quick mounting. Ergonomic design with aesthetic looks.
6. There is a provision for using an auxiliary contact block with configuration 1NO + 1NC

Applications


Magnum Three phase direct on-line motor starters are reliable "Workhorses" for domestic, agricultural and industrial applications. Motor Starters are also found in many applications such as drainage, sewage pumping, general industrial pumping and slurry pumping. Also used in,

- * Pumps/Motors
- * Fans
- * Compressors, Lathes and Other Machinery
- * Stirrers and mixers

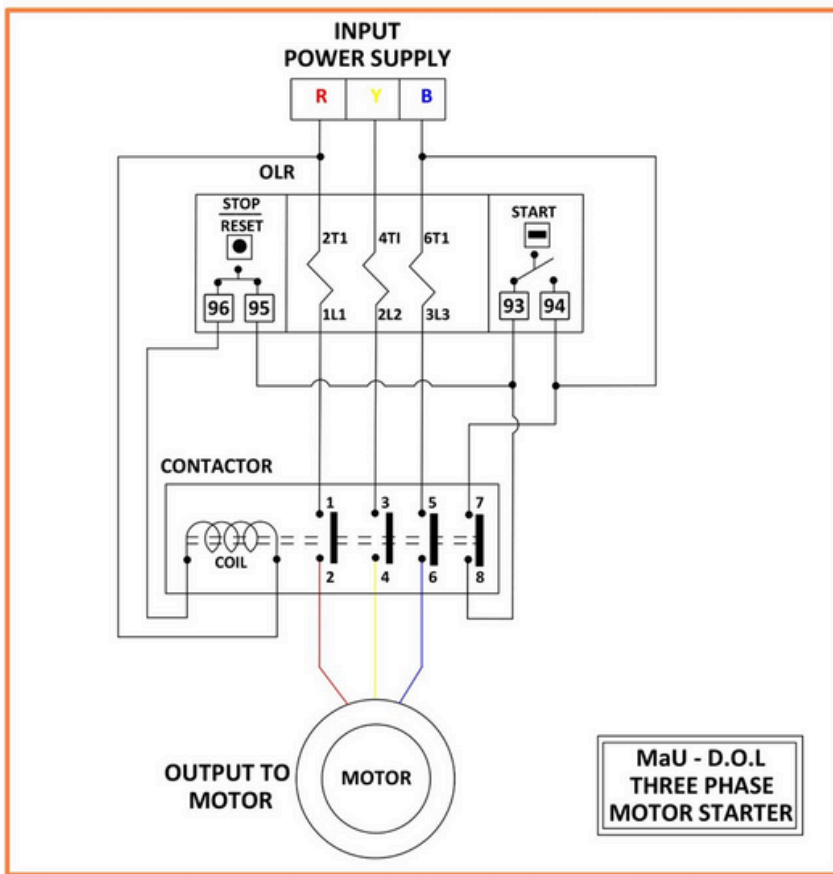
Functions

1. Switches your pump/ motor on and off.
2. Protects the pump from over-current.
3. Trips when there is a persistent overload on the motor.
4. Ensures reliable performance in high temperatures, humidity & under-voltage conditions.


Technical Specifications

1. Enclosure: Powder Coated Mild Steel
2. Current: AC
3. Operating Voltage: 70% to 105% of coil voltage
4. Pick up voltage: Minimum 70% of coil voltage
5. Drop off voltage: Below 50% of coil voltage
6. Contactor: MaU 4 Pole
7. Relay: MaU 3 Pole
8. Area: (258 * 158 * 146) mm
9. Net Weight: 2.3 - 2.4 Kilograms
10. Insulation Voltage AC (Vi): 660V
11. Frequency & Ambient Temperature: 50Hz & (-25°C to +55°C)
12. Terminal Capacity: 1 * 16 mm² or 2 * 10 mm²
13. Power range: Up to 15 HP/42A
14. Coil Voltage: 440 V
15. Phase: 3 Phase
16. Number of cable entries: 2+2 (top+bottom)
17. Enclosure cover: Detachable
18. Country of origin: 

Circuit Diagram



**Mounting Template (mm):
(Not to Scale)**



Selection & Ordering info.

Relay Range (Amps)	06-10	09-14	11-18	13-21	20-32	20-32	28-42
Power in H.P.	3	5	7.5	7.5	10	12.5	15
Cat Number	STUH110	STUH114	STU118	STU221	STU232	STU332	STU442
Contactors Model	MaU1(10)	MaU1(16)	MaU1(16)	MaU2(25)	MaU2(25)	MaU3(32)	MaU4(40)
Carton Pkg.	10 units						

Links

Product page - <https://kalpcontrols.com/product/dol-motor-starter-mau-series/>
 Video url - <https://www.youtube.com/playlist?list=PLOXFzEEAifmJeVinFnnXHn-OP9S73505>